

COMMUNITY HOMELESSNESS REPORT SUMMARY

County of Dufferin

2021-2022

Collaboration between Indigenous and Non-Indigenous Partners

Specific to the implementation of Coordinated Access and an HMIS, has there been collaboration between the Designated Community (DC) Community Entity (CE) and local Indigenous organizations?

Yes

Describe how this collaboration was done and how it affected the implementation of Coordinated Access and/or the HMIS. How will it be strengthened in the future?

Our Indigenous organization (White Owl Native Ancestry) was a previous co-chair of our CAB and now participates in weekly Coordinated Access Table meetings. All policies for Coordinated Access are approved by our local Indigenous organization before implementation to ensure that they are culturally appropriate and inclusive of all diverse groups. All clients identified as Indigenous are referred to the Indigenous organization for additional supports.

Specific to the implementation of Coordinated Access and an HMIS, has there been collaboration between the DC CE and the Indigenous Homelessness (IH) CE and/or Community Advisory Board (CAB), where applicable?

Not applicable



| | |
|---|-----|
| With respect to the completion of the Community Homelessness Report (CHR), was there collaboration between local Indigenous and non-Indigenous organizations and, where applicable, the IH CE and/or CAB? | Yes |
| Describe when this collaboration occurred and what parts of the CHR were informed by these efforts. | |
| <p>The CE drafted the CHR based on the ongoing work of the CAB and the Cordinated Access Table (CAT). That draft was shared with the Community Advisory Board by email for all i.e. both Indigineous and non-Indigenous representation to review and provide comment/ feedback. A couple of minor edits were made and the final version was/is forwarded to Service Canada. Note - CAT is a operational sub group of CAB who meet every week.</p> | |

| Does your community have a separate IH CAB? | No |
|---|----|
| | |
| | |
| | |

Summary Comment

Are there particular efforts and/or issues that you would like to highlight for this reporting period related to your community's work to achieve the Reaching Home minimum requirements? In particular, please include an update about your community's efforts to set-up, sustain and/or improve the Coordinated Access system and use of an HMIS.

Dufferin County is a Built for Zero Canada community. Built for Zero Canada (BFZ-C) is an ambitious national change effort helping a core group of leading communities end chronic homelessness and veteran homelessness – a first step on the path to eliminating all homelessness in Canada. Through BFZ-C Dufferin County has implemented a By-Name List and Coordinated Access. A By-Name List is a real-time list of all known people experiencing homelessness in your community. It includes a robust set of data points that support coordinated access and prioritization at a household level and an understanding of homeless inflow and outflow at a system level. Coordinated Access is a way for communities to bring consistency to the process by which people experiencing or at risk of homelessness access housing and related services within a geographic area. Core components of a strong Coordinated Access system include a Housing First approach; real-time data about the supply of and demand for housing resources; and a streamlined service delivery approach with access points to service, a standardized workflow for triage and assessment; prioritization; and vacancy matching and referral.

Dufferin County has been recognized by BFZ-C for the following:

- Quality By-Name List – July 2019
- Reaching Home Coordinated Access – January 2020
- Basic Coordinated Access – October 2020
- Advanced By-Name List – October 2020
- Advanced Coordinated Access – February 2021

The Dufferin Coordinated Access Table has also developed a Terms of Reference which outlines the policies, and governance of Coordinated Access. Additionally there are policies on the following which are reviewed by the Coordinated Access Table annually or more often as required:

- BNL Intake
- BNL Inactivity
- Out of Area
- Outreach
- Transitional Housing
- Indigenous Consultation and Referrals
- Housing of Clients from the Priority List
- Equity Anti-oppression and Trauma Informed Care

•24 Hour Access

Outcomes-Based Approach Self-Assessment

Where does data for the List come from?

- Excel
- HIFIS
- Other HMIS
- Other data source(s)
- Not applicable – Do not have a List yet

Grey bar

Large grey bar

Grey bar

Grey bar

Optional question: How does data from the List compare to other community-level data sources that are considered reliable? This is an optional follow-up question for communities that have completed the “CHR Community-Level Data Comparisons”.

Community did not complete this optional question.

Summary Table

The table below provides a summary of the work your community has done so far to transition to an outcomes-based approach under Reaching Home.

| Step 1: Has a List | Step 2: Has a real-time List | Step 3: Has a comprehensive List | Step 4: | |
|-----------------------|---------------------------------|---|--|--|
| | | | Can report annual outcome data (mandatory) | Can report monthly outcome data (optional) |
| Yes | Yes | Yes | Yes | Yes |

Summary Comment

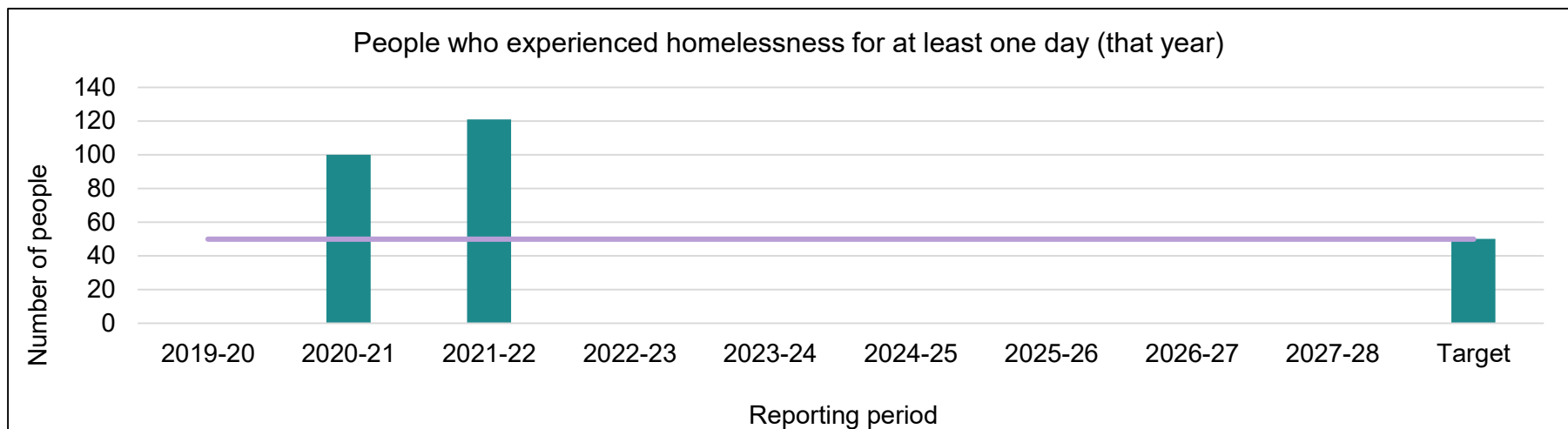
Are there particular efforts and/or issues that you would like to highlight for this reporting period related to your community's work to transition to an outcomes-based approach under Reaching Home?

The County of Dufferin has a weekly round table (CAT) where the Coordinated Access agencies case conference individuals on the BNL. When data was reviewed it showed that individuals were remaining on the BNL for greater amounts of time. This data was then used to motivate the CAT table to review the case conferencing process and move from an update based discussion to more action based case conferencing. Meeting notes with agreed upon actions were shared with the table within 24 hours of the meeting, allowing successes and roadblocks to be better identified and addressed. This has resulted in a positive impact on the move in data as well as the front line workers feel better supported in their work.

Community-Level Core Outcomes – Annual Data Reporting

Outcome #1: Fewer people experience homelessness (homelessness is reduced overall)

| | 2019-20 | 2020-21 | 2021-22 | 2022-23 | 2023-24 | 2024-25 | 2025-26 | 2026-27 | 2027-28 | Target |
|--|---------|---------|---------|---------|---------|---------|---------|---------|---------|--------|
| People who experienced homelessness for at least one day (that year) | | 100 | 121 | - | - | - | - | - | - | 50 |

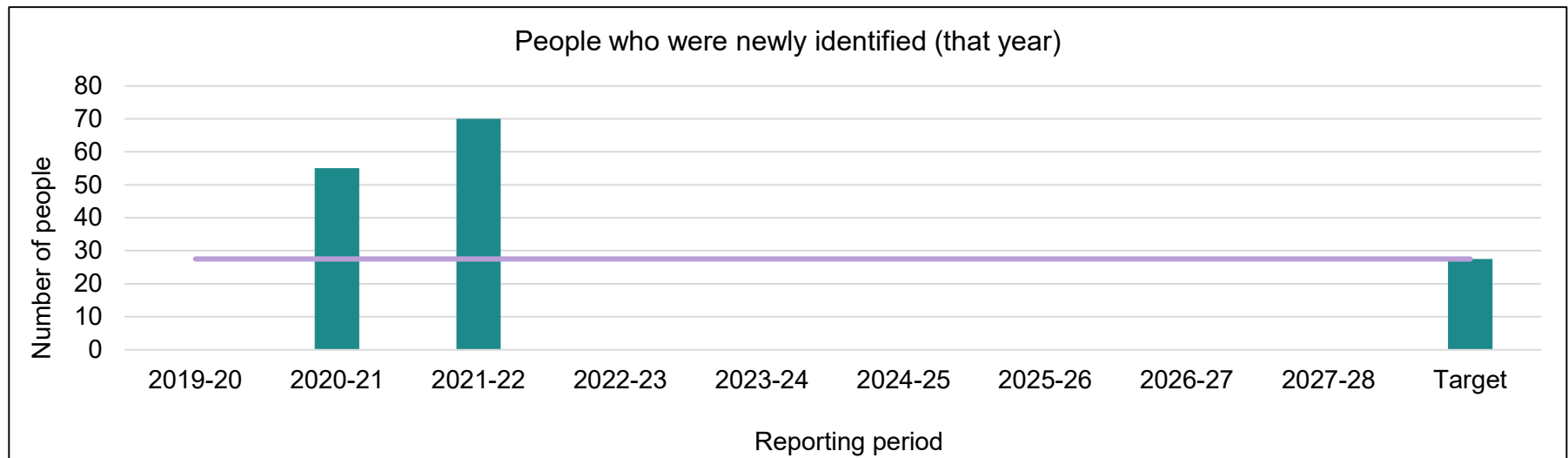


Have you changed any data as submitted in a previous CHR for Outcome #1? If yes, in the comment below please describe what was changed and why?

Please insert comment here

Outcome #2: Fewer people were newly identified (new inflows to homelessness are reduced)

| | 2019-20 | 2020-21 | 2021-22 | 2022-23 | 2023-24 | 2024-25 | 2025-26 | 2026-27 | 2027-28 | Target |
|--|---------|---------|---------|---------|---------|---------|---------|---------|---------|--------|
| People who were newly identified (that year) | | 55 | 70 | - | - | - | - | - | - | 27.5 |

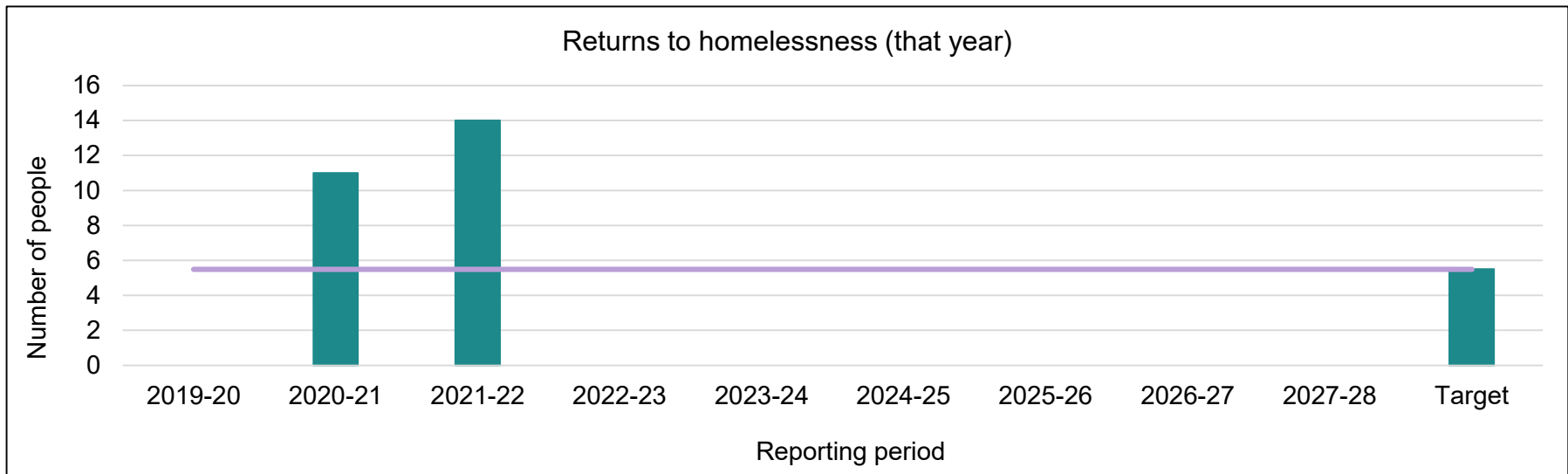


Have you changed any data as submitted in a previous CHR for Outcome #1? If yes, in the comment below please describe what was changed and why?

Please insert comment here

Outcome #3: Fewer people return to homelessness (returns to homelessness are reduced)

| | 2019-20 | 2020-21 | 2021-22 | 2022-23 | 2023-24 | 2024-25 | 2025-26 | 2026-27 | 2027-28 | Target |
|-------------------------------------|---------|---------|---------|---------|---------|---------|---------|---------|---------|--------|
| Returns to homelessness (that year) | | 11 | 14 | - | - | - | - | - | - | 5.5 |

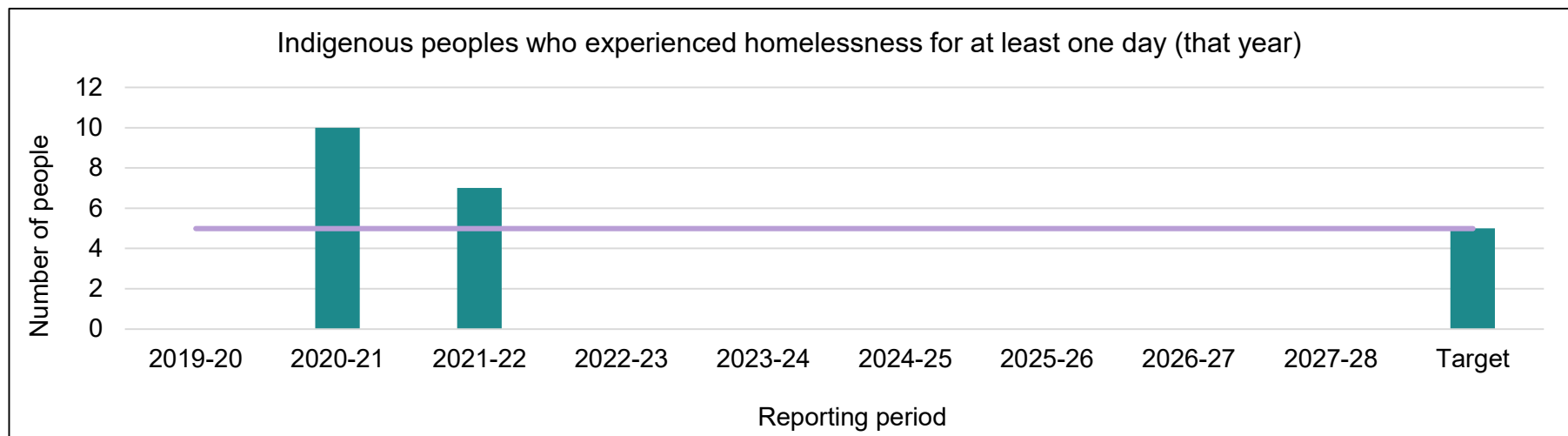


Have you changed any data as submitted in a previous CHR for Outcome #3? If yes, in the comment below please describe what was changed and why?

Please insert comment here

Outcome #4: Fewer Indigenous peoples experience homelessness (Indigenous homelessness is reduced)

| | 2019-20 | 2020-21 | 2021-22 | 2022-23 | 2023-24 | 2024-25 | 2025-26 | 2026-27 | 2027-28 | Target |
|--|---------|---------|---------|---------|---------|---------|---------|---------|---------|--------|
| Indigenous peoples who experienced homelessness for at least one day (that year) | | 10 | 7 | - | - | - | - | - | - | 5 |

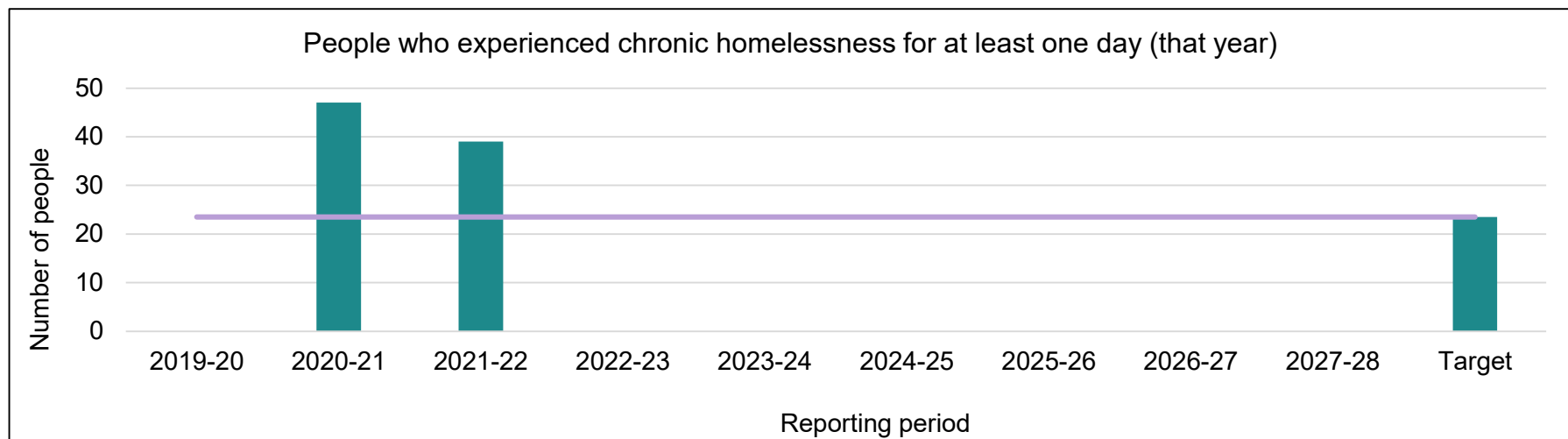


Have you changed any data as submitted in a previous CHR for Outcome #4? If yes, in the comment below please describe what was changed and why?

Please insert comment here

Outcome #5: Fewer people experience chronic homelessness (chronic homelessness is reduced)

| | 2019-20 | 2020-21 | 2021-22 | 2022-23 | 2023-24 | 2024-25 | 2025-26 | 2026-27 | 2027-28 | Target |
|--|---------|---------|---------|---------|---------|---------|---------|---------|---------|--------|
| People who experienced chronic homelessness for at least one day (that year) | | 47 | 39 | - | - | - | - | - | - | 23.5 |



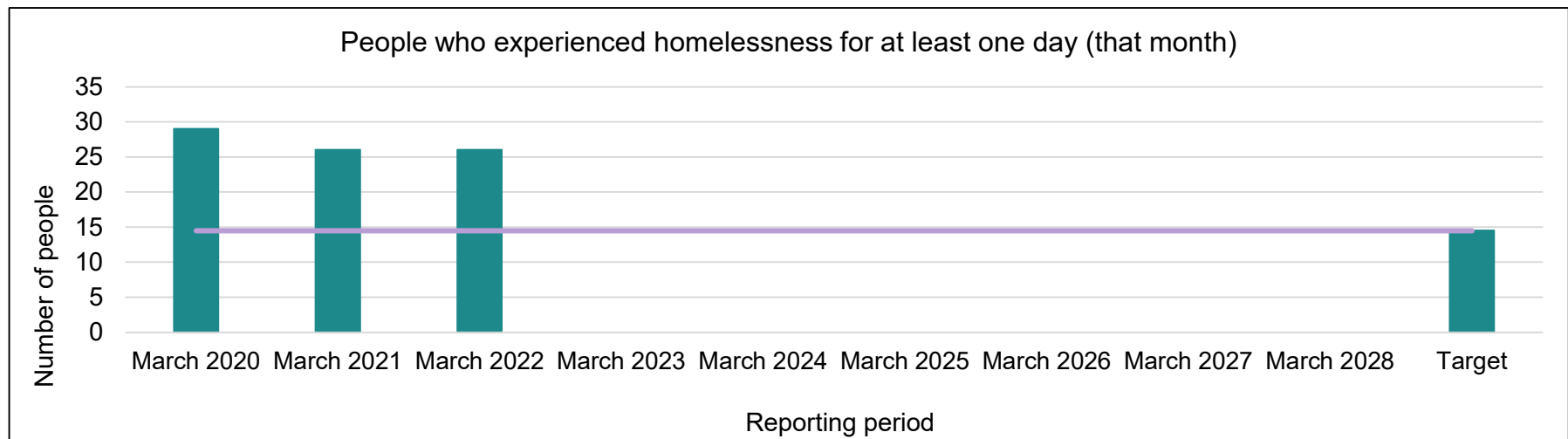
Have you changed any data as submitted in a previous CHR for Outcome #5? If yes, in the comment below please describe what was changed and why?

Please insert comment here

Community-Level Core Outcomes – Monthly Data Reporting

Outcome #1: Fewer people experience homelessness (homelessness is reduced overall)

| | March 2020 | March 2021 | March 2022 | March 2023 | March 2024 | March 2025 | March 2026 | March 2027 | March 2028 | Target |
|---|------------|------------|------------|------------|------------|------------|------------|------------|------------|--------|
| People who experienced homelessness for at least one day (that month) | 29 | 26 | 26 | - | - | - | - | - | - | 14.5 |

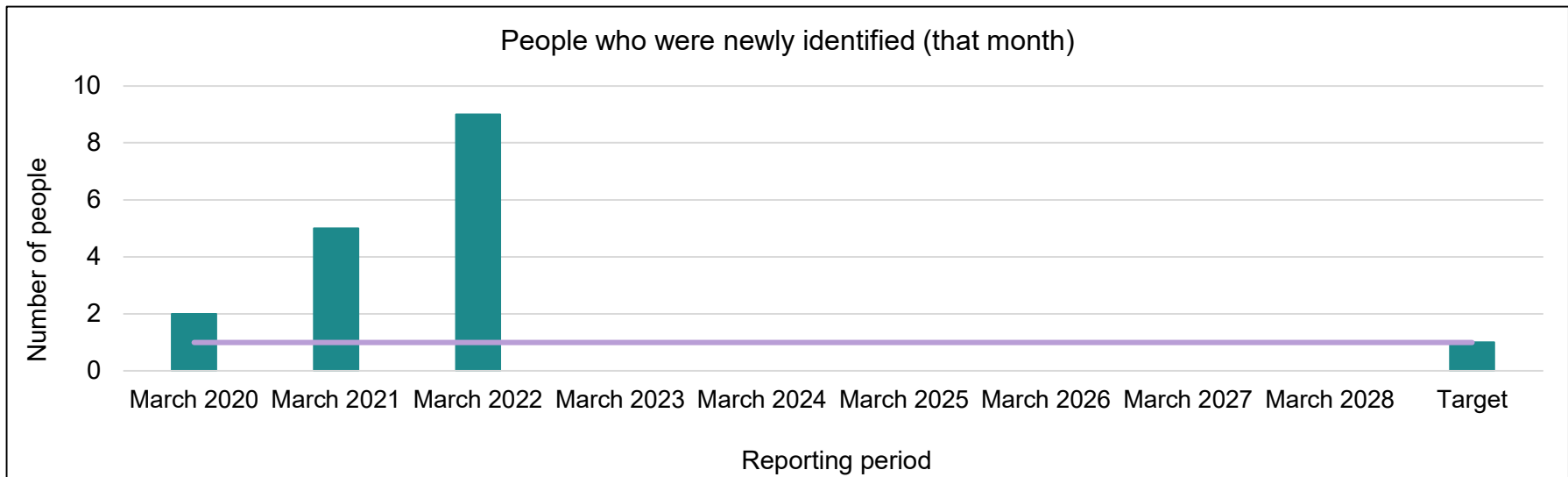


Have you changed any data as submitted in a previous CHR for Outcome #1? If yes, in the comment below please describe what was changed and why?

Please insert comment here

Outcome #2: Fewer people were newly identified (new inflows to homelessness are reduced)

| | March 2020 | March 2021 | March 2022 | March 2023 | March 2024 | March 2025 | March 2026 | March 2027 | March 2028 | Target |
|---|------------|------------|------------|------------|------------|------------|------------|------------|------------|--------|
| People who were newly identified (that month) | 2 | 5 | 9 | - | - | - | - | - | - | 1 |

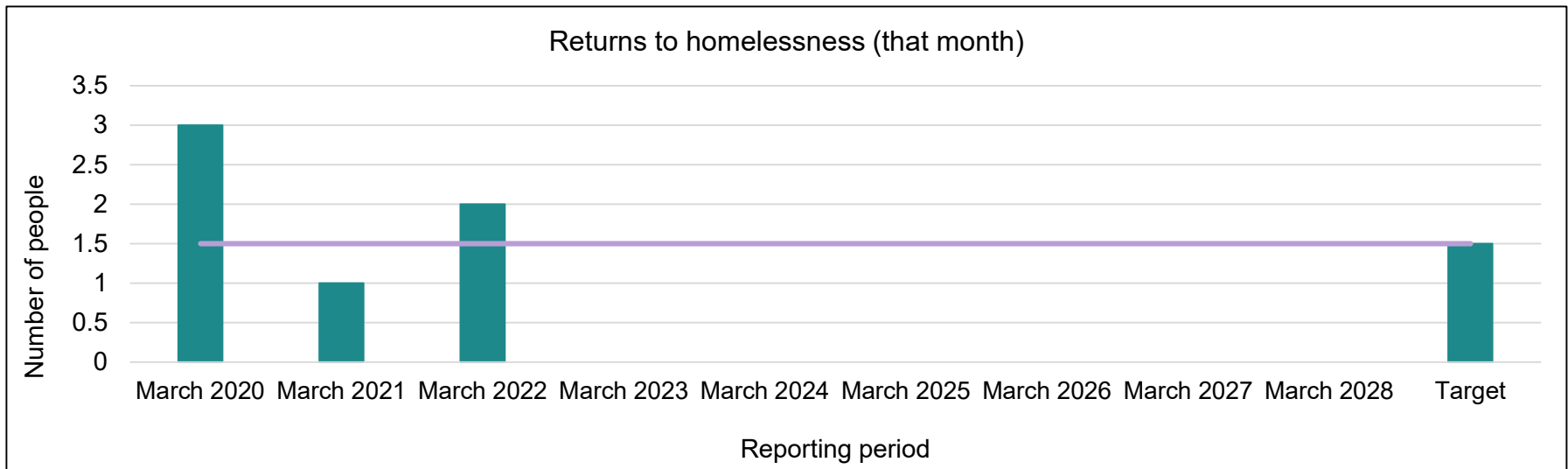


Have you changed any data as submitted in a previous CHR for Outcome #2? If yes, in the comment below please describe what was changed and why?

Please insert comment here

Outcome #3: Fewer people return to homelessness (returns to homelessness are reduced)

| | March 2020 | March 2021 | March 2022 | March 2023 | March 2024 | March 2025 | March 2026 | March 2027 | March 2028 | Target |
|--------------------------------------|------------|------------|------------|------------|------------|------------|------------|------------|------------|--------|
| Returns to homelessness (that month) | 3 | 1 | 2 | - | - | - | - | - | - | 1.5 |

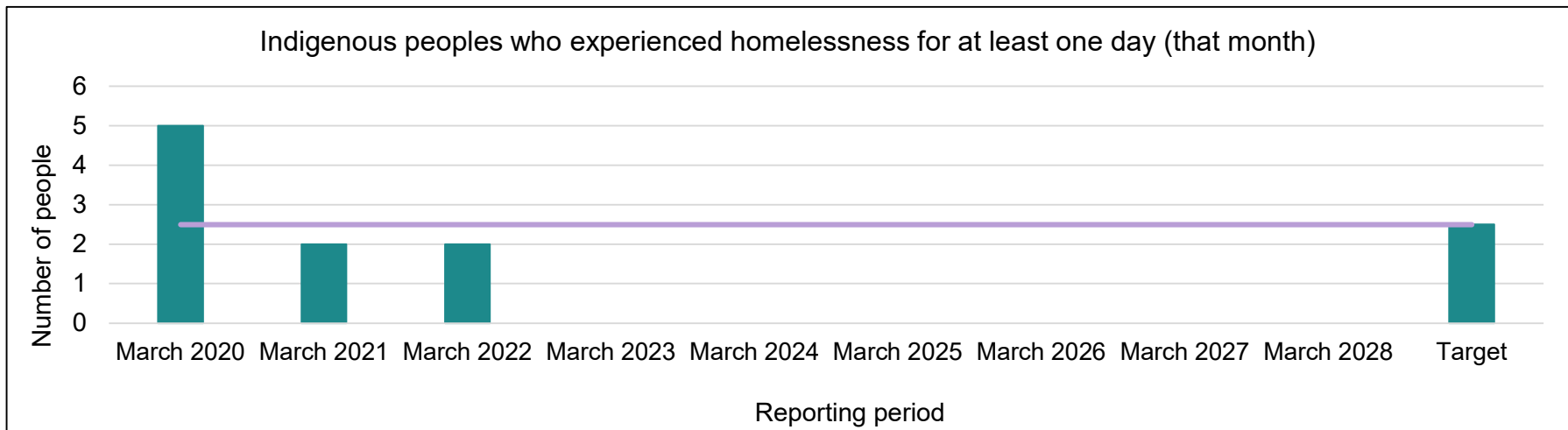


Have you changed any data as submitted in a previous CHR for Outcome #3? If yes, in the comment below please describe what was changed and why?

Please insert comment here

Outcome #4: Fewer Indigenous peoples experience homelessness (Indigenous homelessness is reduced)

| | March 2020 | March 2021 | March 2022 | March 2023 | March 2024 | March 2025 | March 2026 | March 2027 | March 2028 | Target |
|---|------------|------------|------------|------------|------------|------------|------------|------------|------------|--------|
| Indigenous peoples who experienced homelessness for at least one day (that month) | 5 | 2 | 2 | - | - | - | - | - | - | 2.5 |

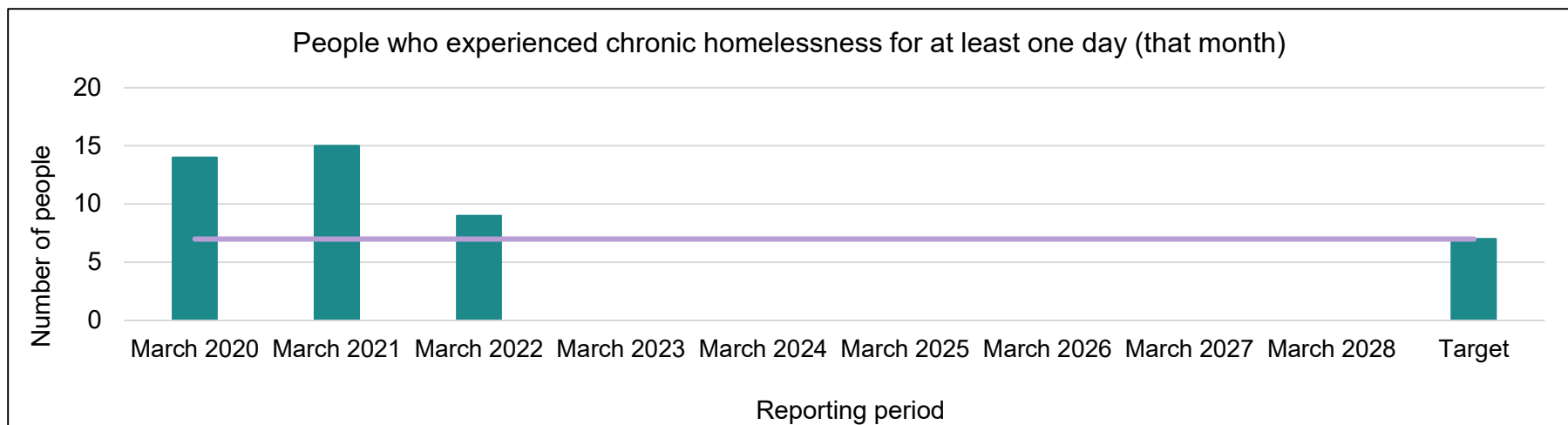


Have you changed any data as submitted in a previous CHR for Outcome #4? If yes, in the comment below please describe what was changed and why?

Please insert comment here

Outcome #5: Fewer people experience chronic homelessness (chronic homelessness is reduced)

| | March 2020 | March 2021 | March 2022 | March 2023 | March 2024 | March 2025 | March 2026 | March 2027 | March 2028 | Target |
|---|------------|------------|------------|------------|------------|------------|------------|------------|------------|--------|
| People who experienced chronic homelessness for at least one day (that month) | 14 | 15 | 9 | - | - | - | - | - | - | 7 |



Have you changed any data as submitted in a previous CHR for Outcome #5? If yes, in the comment below please describe what was changed and why?

Please insert comment here