


GARBAGE BOXES



REQUIREMENTS

For waste that is stored in a “garbage box” at the end of your laneway, a flag system is required to notify the collection staff if there are materials to be picked up, similar to a mailbox.

A pivot arm on the side of the box can be swung up when collection is needed. The arm should be at least 2 inches by 4 inches and painted red.

Collection staff will not stop if they do not see a red flag.

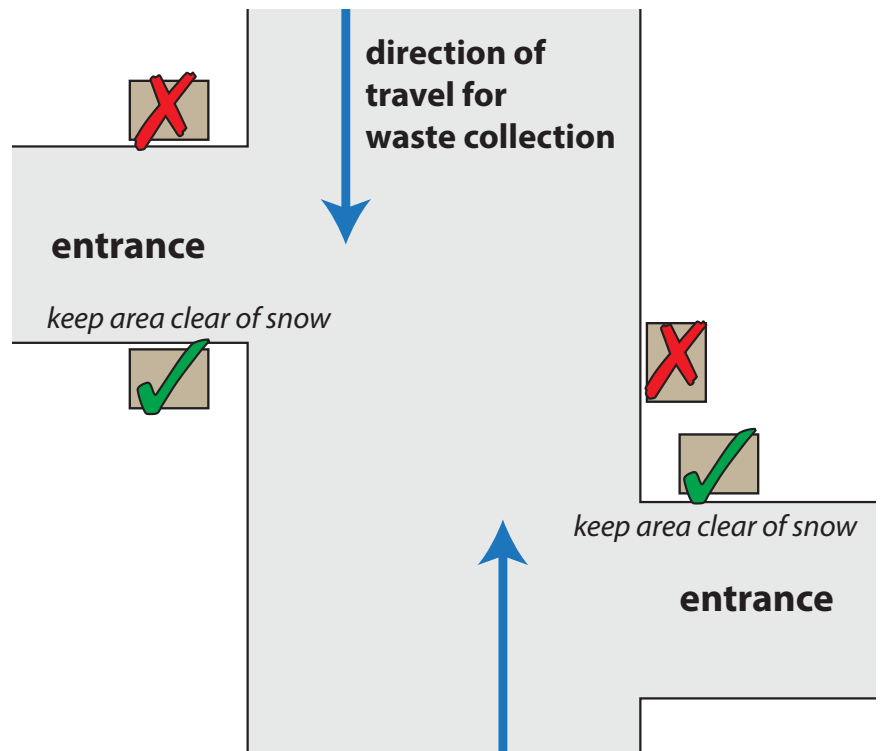
LOCATION

The location of all garbage boxes must be approved by Dufferin County Waste Services to ensure proper placement for safety, road allowance and visibility for collection.


The garbage box should be placed as close as possible to the driveway but far enough from the curb that they do not impede mail delivery or road maintenance.

The garbage box should always be visible and not hidden by any trees, brush or behind fences in the summer or snow in the winter.

The main concern for box placement is during the winter when the snowbanks are high. The area around the garbage box needs to be cleared of snow on collection day so that it is visible to the driver as they approach the driveway.



GARBAGE BOX OPTIONS



BUY A GARBAGE BOX FROM A SPECIALTY RETAILER

The links below are for pre-made garbage boxes, available from some specialty retailers.

<http://www.bearicuda.com/enclosures>

<http://www.jamaicacottageshop.com/2x4tb.asp>

<http://www.homeandpatioddecorcenter.com/products/Leisure-Season-Large-Wooden-Outdoor-Trash-Recycle-Bin-Storage-Shed.html>

<http://tyedeebin.com/joomla158/>

MODIFY A DECK BOX OR UTILITY BOX

A deck box or utility box, available at most hardware stores, can be repurposed to hold garbage. Remember to add a flag system on the box for collection!

CONSTRUCT YOUR OWN GARBAGE BOX

The links below have step-by-step instructions on how to build a garbage box with a hinged lid and front opening doors that allow easy access to the containers inside.

http://www.ronhazelton.com/projects/how_to_build_an_outdoor_garbage_enclosure

<http://www.homedepot.ca/know-how/projects/build-a-recycling-organizer>

It is recommended that residents purchase or build **wooden** garbage boxes, as they are heavier than plastic and will less likely be moved or shifted in inclement weather conditions.

REMINDERS:

The location of all garbage boxes must be approved by Dufferin County Waste Services.

A flag system must be used to indicate when there is waste in the box that needs to be collected.

The area should be free of pests (i.e. insects) and obstructions (e.g. snow) to ensure it can be collected safely.

You can buy a pre-made garbage box, modify an existing utility box or build your own!



Contact Dufferin County Waste Services for more information.

dufferinwaste@dufferincounty.ca | 519-941-2816 ext. 2620

