



Dufferin County: Commuting & Work

MAY 2020

Table of Contents

Background Information	2
Commuting for Work in Dufferin	3
Commuting Trends in Dufferin	4
Commuting Data by Municipality	5
Labour Flows in Dufferin County	6
Dufferin County Jobs on findyourjob.ca	7
Analysis	8-9
Sources	10

Contact Info

Karisa Downey

Economic Development Officer
Dufferin County

kdowney@dufferincounty.ca

Background Information

This report analyzes commuting trends in relation to employment, within and outside of Dufferin County.

The tools used to analyze these trends include findyourjob.ca, the Government of Canada Job Bank, and Statistics Canada.



FindYourJob.ca

The findyourjob.ca platform was launched in April 2020, in the Waterloo, Wellington and Dufferin areas. This platform compiles job postings from various job boards and brings them together on this one site!

Commuting for Work in Dufferin



33,535

persons aged 15 and older, are employed in the labour force in Dufferin



25,750

persons in the Dufferin labour force work at fixed places of work



56%

of women in the Dufferin labour force commute within the County for work



36%

of men in the Dufferin labour force commute within the County for work



30%

of workers in Dufferin commute to Peel Region for work



4,485

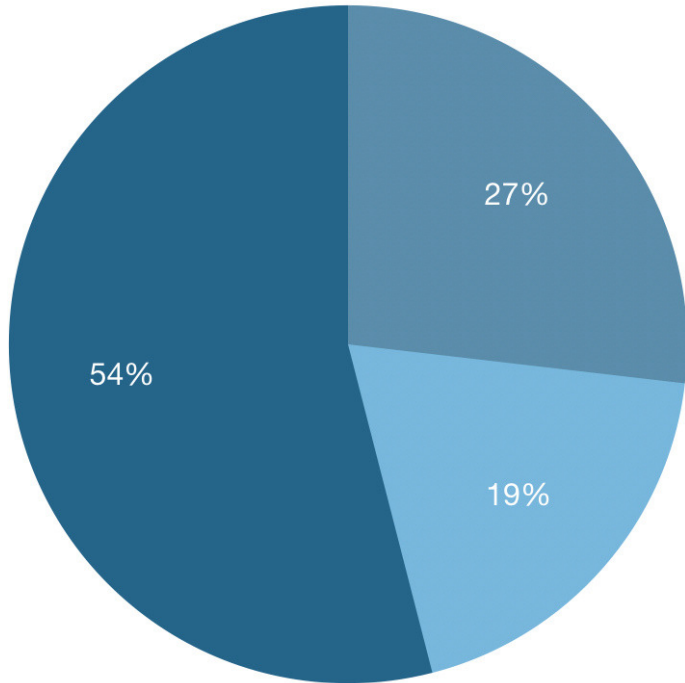
persons living in other counties/regions commute to Dufferin for work



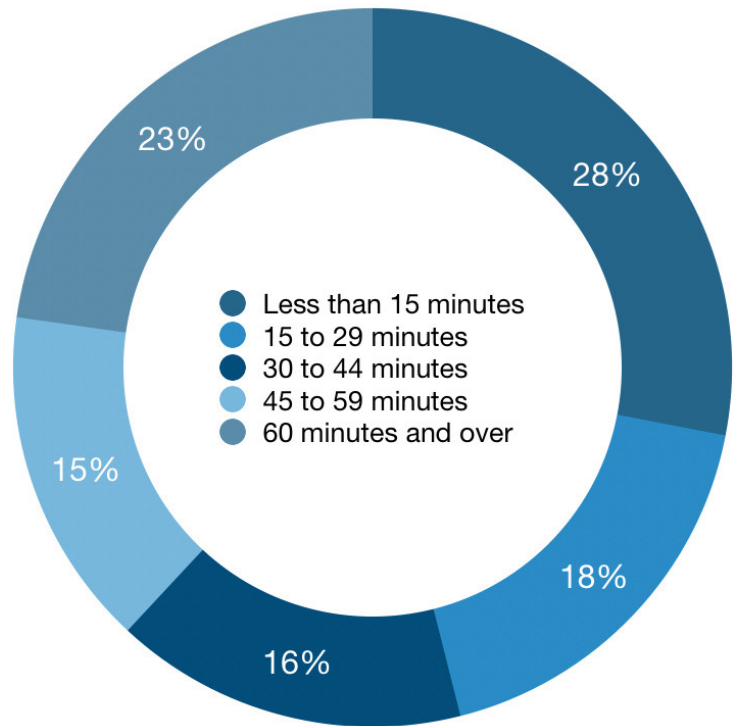
Commuting Trends in Dufferin

Commuting to Work

- Commute within municipality
- Commute to a different municipality
- Commute to a different county/region



Duration of Commute to Work



Main Modes of Commuting

Mode	# of People
Drive	26,400
Passenger (vehicle)	1,840
Public Transit	370
Walk	1,390
Bicycle	115
Other	265

Commuting Data by Municipality

Orangeville

12,740 in labour force	5,410 work in Orangeville
840 commute to other Dufferin municipalities	51% work outside of Dufferin (GTA)

Amaranth

1,440 in labour force	485 work in Orangeville
130 live and work in the community	41% work outside of Dufferin (GTA)

Grand Valley

1,130 in labour force	310 work in Orangeville
	49.6% work outside of Dufferin (GTA)

East Garafraxa

920 in labour force	275 work in Orangeville
	57% work outside of Dufferin (GTA)

Mono

3,165 in labour force	900 work in Orangeville
	61.9% work outside of Dufferin (GTA)

Melancthon

935 in labour force	140 work in Orangeville
200 work in Shelburne	46% work outside of Dufferin (GTA)

Shelburne

3,085 in labour force	535 work in Orangeville
790 work in Shelburne	48.9% work outside of Dufferin (GTA)

Mulmur

1,145 in labour force	145 work in Orangeville
	64% work outside of Dufferin (GTA)

Labour Flows in Dufferin County



3,720 persons commute to Dufferin County for work

Orangeville

has the highest labour inflow from outside the County


Most workers leave Dufferin for:



Management Occupations



Manufacturing and Utilities Occupations



Natural and Applied Sciences and Related Occupations



Transport, Trade and Equipment Operators and Related Occupations



Business, Finance and Administration Occupations

Outflow is the lowest for:



Sales and Service Occupations



Health Occupations

Dufferin County Jobs on FindYourJob.ca

As of April 2020 there are...

138

job postings in
Orangeville

32

job postings in
Shelburne

2

job postings in
East Garafraxa

141

full-time job
postings

147

permanent job
postings

18

temporary job
postings

31

part-time job
postings

7

contract job
postings

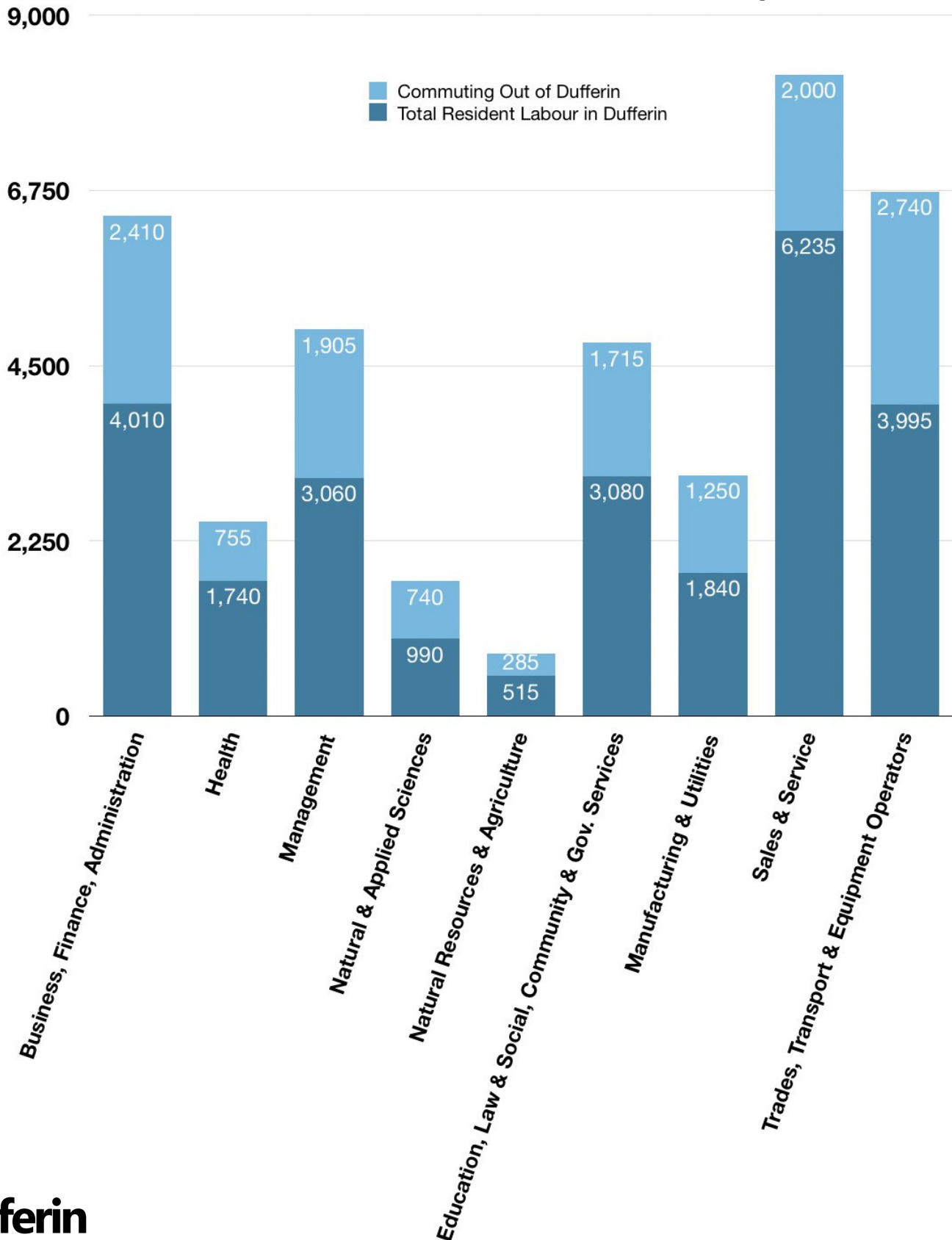
Postings by Skill

- 46** Sales and Service
- 31** Trades, Transport and Equipment Operators
- 24** Education, Law and Social Community and Government Services
- 14** Health
- 8** Management
- 7** Business, Finance and Administration
- 6** Manufacturing and Utilities
- 4** Natural Resources, Agriculture
- 3** Natural and Applied Sciences



Analysis

Dufferin Labour Force Trends By Skill



Analysis

Wage Comparisons by Skill

Business, Finance & Administration

Administrative Assistant

- Dufferin County: \$22.83/hour
- GTA: \$22.00/hour

Health

Personal Support Worker

- Dufferin County: \$18/hour
- GTA: \$16.50/hour

Management

Store Manager

- Dufferin County: \$33.65/hour
- GTA: \$34.62/hour

Natural & Applied Sciences

Urban and Regional Planner

- Dufferin County: \$36.06/hour
- GTA: \$36.06/hour

Education, Law & Social, Community & Government Services

Receptionist

- Dufferin County: \$16/hour
- GTA: \$17/hour

Manufacturing & Utilities

Production Worker

- Dufferin County: \$16/hour
- GTA: \$18/hour

Sales & Service

Cook

- Dufferin County: \$14/hour
- GTA: \$14/hour

Trades, Transport & Equipment Operators

Truck Driver

- Dufferin County: \$20/hour
- GTA: \$20.20/hour



Sources

FindYourJob.ca

<https://www.findyourjob.ca/>



Job Bank
Canada

<https://www.jobbank.gc.ca/>



Statistics
Canada

<https://www12.statcan.gc.ca/census-recensement/2016/dp-pd/prof/details/page.cfm?Lang=E&Geo1=CSD&Code1=3522014&Geo2=CD&Code2=3522&Data=Count&SearchText=orangeville&SearchType=Begins&SearchPR=01&B1=All&TABID=1>

work
inDufferin